



District Report Card: 2017


State: Bihar	District: Jamui
Class: 5	Subject: Language
Schools: 61	Students: 1279


Participation/Coverage


Students

<div>GENDER</div> <div></div>	Boys		Girls	
	Number	%	Number	%
	636	49.73	643	50.27

<div>AREA</div> <div></div>	Rural		Urban	
	Number	%	Number	%
	1217	95.15	62	4.85

<div>CATEGORY</div> <div></div>	SC		ST		OBC		GEN	
	Number	%	Number	%	Number	%	Number	%
	273	21.34	44	3.44	818	63.96	144	11.26

<div>CWSN</div> <div></div>	LD	VI	HI	S&LD	ID	Oth
	2	8	0	0	3	0

<div>Management</div> <div></div>	Government		Government-aided	
	Number	%	Number	%
	1279	100.00	0	0.00

Average Performance of Students in Language (%)

Overall	Gender		Area		Management		Social Group			
	Male	Female	Rural	Urban	Govt.	Aided	SC	ST	OBC	GEN
61.66	62.02	61.31	61.30	68.71	61.66	0.00	55.51	73.48	61.98	67.92

Performance on Learning Outcomes (LOs)

Learning Outcomes	Description	Average Performance(%)
L504	Reads and comprehends independently storybooks, news items/ headlines, advertisements etc.	54.75
L508	Reads text with comprehension, locates details and sequence of events	65.12

Range of Performance of Students who Answered Correctly							
Below 30%		30% - 50%		50% - 75%		Above 75%	
Number	%	Number	%	Number	%	Number	%
143	11.18	214	16.73	538	42.06	384	30.02

Lowest Performing Learning Outcomes (LOs)

- 1 - Reads and comprehends independently storybooks, news items/ headlines, advertisements etc. (54.75)
- 2 - Reads text with comprehension, locates details and sequence of events (65.12)